

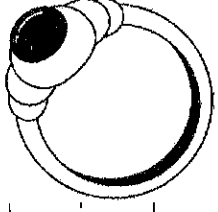
Name _____

down, dot

Tracing practice for lowercase letter 'i'. It consists of a set of three horizontal lines (top, middle dashed, bottom). There are four lowercase 'i's spaced across the lines. Each 'i' has a small dot above it and a vertical line with a downward arrow and the number '1' to its left, indicating the stroke direction.

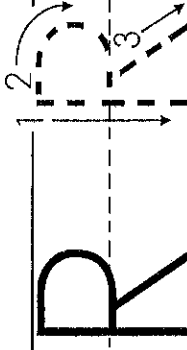
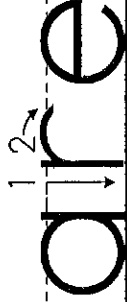
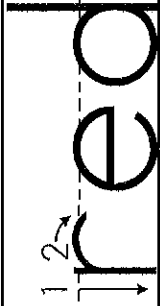
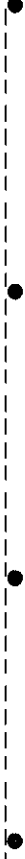
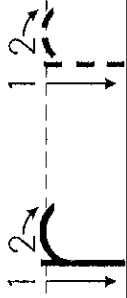
Tracing practice for lowercase letter 'in'. It consists of a set of three horizontal lines. The word 'in' is written in a large font. The 'i' has a dot and a downward arrow with '1' next to it. The 'n' has a downward arrow with '1' next to it.


Tracing practice for uppercase letter 'I'. It consists of a set of three horizontal lines. There are four uppercase 'I's spaced across the lines. Each 'I' has a dot above it and a vertical line with a downward arrow and the number '1' to its left. The first 'I' also has a horizontal arrow pointing right with the number '2' above it, and another horizontal arrow pointing right with the number '3' below it, indicating the three strokes for writing the letter.



Name _____

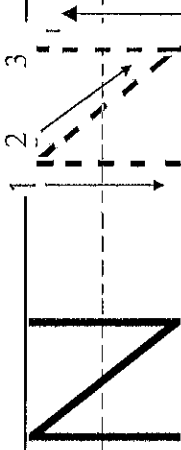
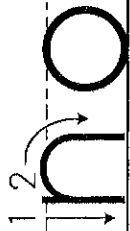
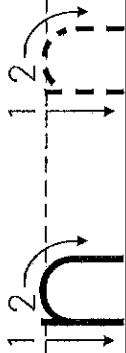
down, up, over

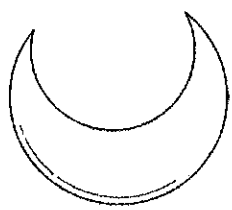




Name _____

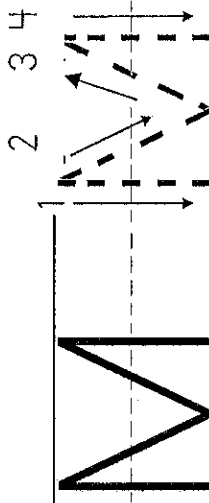
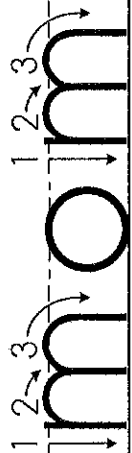
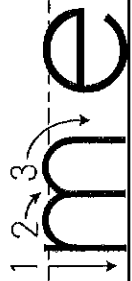

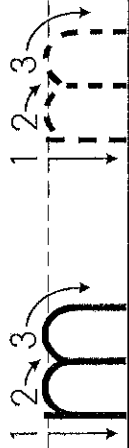
down, tunnel





Name _____

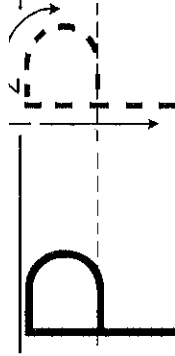
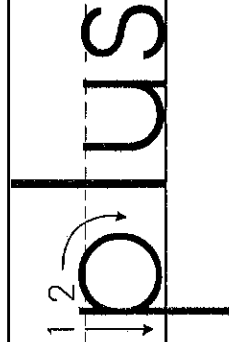

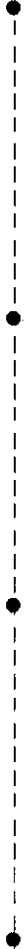
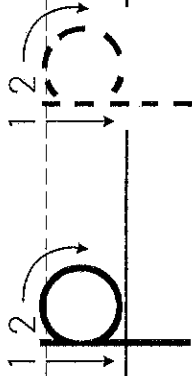
down, tunnel, tunnel






Name _____

DOWN, up, around





Name _____

DOWN, hook, dot

j j

jump

J J



Name _____

down, curve up, down

1 2 u u

1 2 us

1 2 up

U U